




Welcome aboard,
EVERYBODY.



A Guide for Guests with Disabilities



WELCOME TO CARNIVAL CRUISES

When we say “Fun for All. All for Fun”SM “all” truly does mean all. And that includes those with special needs. At Carnival, we’re dedicated to offering the finest cruising experience to our guests with special needs. Our ships provide a quality of service and a variety of accessible features to make your voyage relaxing and enjoyable. A Carnival cruise vacation is perfect for people who value their fun. Book your place aboard one of our floating resorts so you can enjoy the amazing amenities and exciting activities that Carnival has to offer.

General Access

Carnival has made substantial modifications to enhance your ability to move freely about each ship:

- Our ships feature ACCESSIBLE ELEVATORS at each elevator bank, with tactile controls within the reach of guests who use wheelchairs. There are also audible signals for guests who are blind or have low vision.
- ACCESSIBLE ROUTES are available through most areas of the ship, and signs are posted to assist you in locating these pathways.
- DECK PLANS with accessible routes and restrooms for your ship are included in this guide.

Accessible Accommodations

Each of our ships offers accessible accommodations.

Features include:

- An entry door that is 32" in width; a 36" wide accessible path through the stateroom; accessible closet rods and shelves; safe, telephone and desk; and bathroom with roll-in shower, grab bars and accessible lavatory.
- Additional staterooms have been modified to provide amenities within the reach of individuals with disabilities and include remote-controlled and close-captioned televisions. (Additionally, when requested by our guests at least two weeks prior to boarding, portable TTY kits are available for your stateroom and will be pre-installed.)

Be sure to make it clear you want accessible accommodations before your booking is confirmed. Please contact Guest Access Services for availability. As with all Carnival reservations, staterooms within each category are assigned on a first-come, first-served basis. Therefore, it is advisable to reserve an accessible or modified stateroom as early as possible to ensure availability.



Accessible Facilities

- Our ships include accessible public restrooms in addition to your stateroom's bath. Signs will assist you in locating the nearest one.
- Each ship's Spa Carnival® is on an accessible route and offers accessible gym equipment. Saunas, steam rooms and a massage room have also been converted.
- Guests unable to access Spa Carnival may have massage services provided in their stateroom. Upon request, we also offer laundry service for guests who are unable to access laundry rooms.
- Waiter service is available for guests with disabilities who are unable to use the self-service facilities in any of our restaurants.

Assistive Devices and Other Services

- TTY kits, which are available if requested at least two weeks prior to boarding, include a Text Telephone, Bed Shaker, Smoke Alarm, Door Knocker and Phone Amplifier.
- Guests who use electric wheelchairs should contact Guest Services for details on how to charge the batteries.
- Guests who use oxygen must contact Guest Access Services prior to boarding to discuss their oxygen requirements and our policies regarding bringing oxygen on board. Please remember to hand-carry any BiPap, CPAP, Portable Oxygen Concentrators or other medical devices with you and not in your checked luggage. If your travel plans include airline travel, please contact the airline for their oxygen policies, which may differ from ours. Carnival Cruise Lines is not responsible for any damaged, lost or confiscated oxygen or medical equipment.

- Special-diet meals may be requested at least two weeks prior to sailing. You should discuss the method of preparation of menu items with your waiter or headwaiter. There may be limitations on our ability to accommodate some special orders.

Service Animals

Carnival is pleased to permit guests to travel on board with trained service animals (e.g., seeing-eye and hearing-ear dogs). Please note that many of our ports of call have established strict entry requirements for certain animals. Therefore, guests with service animals who wish to disembark to visit our ports of call should contact the U.S. Department of Agriculture to determine the policy of each destination regarding admission of service animals into that country.

Special Transfers

For transportation from the airport to the pier, Wheelchair Lift Transfers are available for guests with mobility impairments, if requested in advance. Standard transfer charges apply; there is no additional charge for the lift. Please contact Guest Access Services to arrange for special transfers.



Shore Excursions

At certain ports of call, small boats known as tenders are used to transport passengers from the ship to shore. Whenever possible, Carnival will attempt to permit guests using wheelchairs to proceed. However, some of these tenders may not be accessible to individuals using wheelchairs. Also, the status of the tendering process at a particular port and certain weather conditions may prove difficult for a safe transfer to take place. In each case, it will be the decision of ship officials to determine, based on their evaluation of safety

issues for our guests and crew, whether or not a guest using a wheelchair may board a tender. To obtain information about ports of call that require tendering, please contact Guest Access Services. Some ports of call may not be fully accessible to users of wheelchairs or to individuals with mobility impairments. Carnival will make every effort to work with you to help you identify shore excursions that meet your needs. Information on shore options is available by calling Guest Access Services or online at carnival.com.

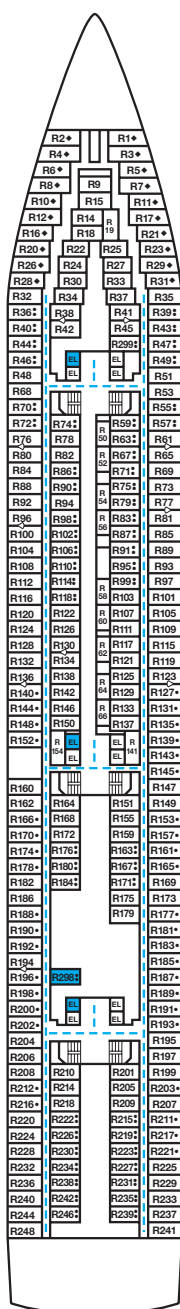


CARNIVAL PLEDGE

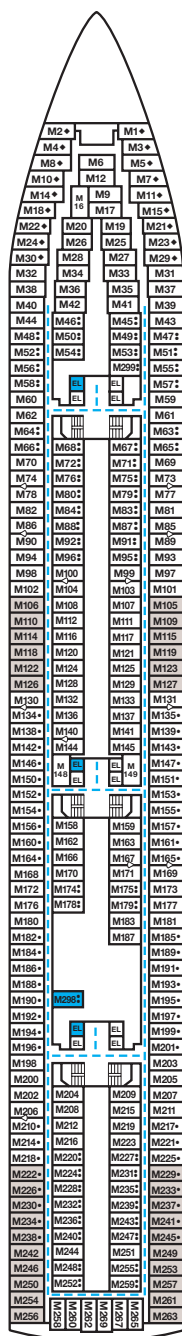
Carnival is dedicated to providing all our guests with the vacation of a lifetime. The features we have noted are all designed to enhance your access to the excitement of a Carnival cruise and to make your experience one you will cherish. If there is anything else we can do to make your trip special, please contact any of our Guest Access Services staff at 1-800-438-6744, ext. 70025, TTY (for hearing impaired) at 1-800-972-7386, or specialneeds@carnival.com.



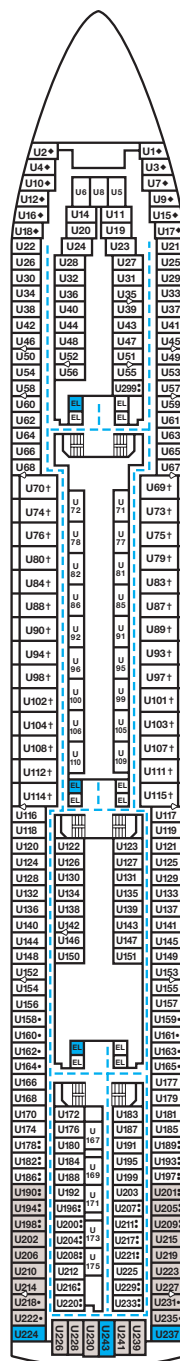
CARNIVAL FANTASY®, CARNIVAL ECSTASY®, CARNIVAL SENSATION®, CARNIVAL FASCINATION®, CARNIVAL IMAGINATION®, CARNIVAL INSPIRATION®, CARNIVAL ELATION®, CARNIVAL PARADISE®



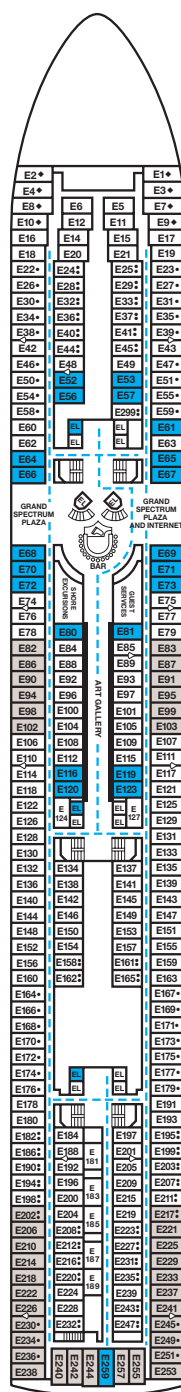
Riviera • Deck 4



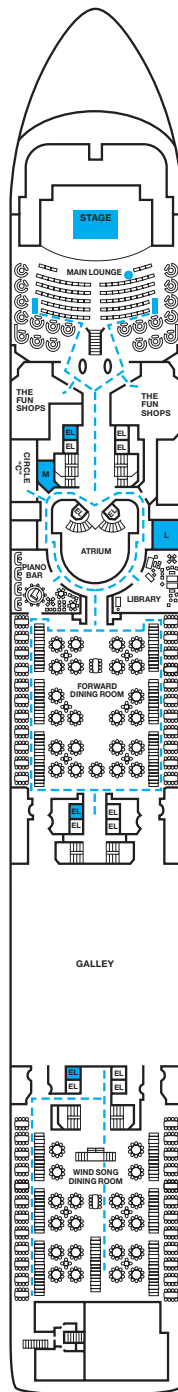
Main • Deck 5



Upper • Deck 6



Empress • Deck 7



Atlantic • Deck 8



Interior Stateroom



Ocean View Stateroom



Balcony Stateroom

Balcony staterooms available on CARNIVAL SENSATION and CARNIVAL ECSTASY only.



Gross Tonnage: 70,367 Length: 855 Feet Beam: 103 Feet Cruising Speed: 21 Knots
Guest Capacity: 2,052 (Double Occupancy) Total Staff: 920 Registry: The Bahamas and Panama

Accommodation Symbol Legend

- ★ 2 Twin Beds (convert to King) and Single Convertible Sofa
- 2 Twin Beds (convert to King) and 1 Upper
- 2 Twin Beds (convert to King) and 2 Uppers
- † 2 Twin Beds (convert to King) and Double Convertible Sofa
- ◆ Stateroom with 2 Porthole Windows
- ◁ Connecting Staterooms (*ideal for families and groups of friends*) Not available on CARNIVAL ELATION or CARNIVAL PARADISE.
- U Unisex Wheelchair Accessible Restroom
- Accessible Routes
- Modified Staterooms, Restrooms, Elevators and other Accessible Areas
- Balcony staterooms only on CARNIVAL SENSATION and CARNIVAL ECSTASY.

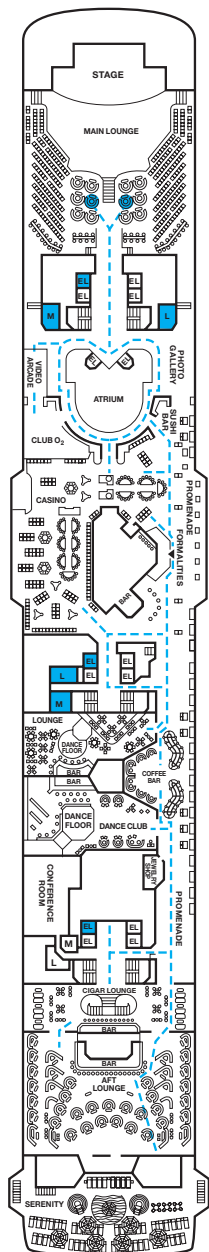
Stateroom modified only on CARNIVAL ECSTASY and CARNIVAL SENSATION: U224.
Stateroom modified only on CARNIVAL ECSTASY: U237.
Stateroom modified only on CARNIVAL SENSATION: E61.
Staterooms **NOT** modified on CARNIVAL ECSTASY or CARNIVAL SENSATION only: U243, E259.

Interior Upper/Lower staterooms on CARNIVAL SENSATION only: R298, M298.

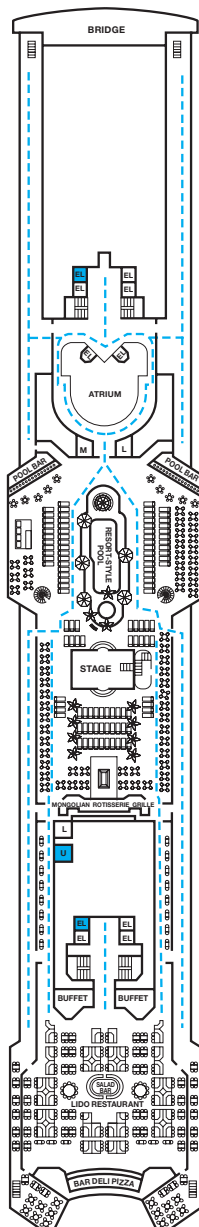
Carnival WaterWorks™, Serenity™, resort-style pool and Circle "C"™ available on CARNIVAL FASCINATION starting February 2010. Carnival WaterWorks and resort-style pool not available on CARNIVAL ELATION or CARNIVAL PARADISE.

Suites with obstructed views: V21, V23, V25, V27, V30, V34, V38, V42.

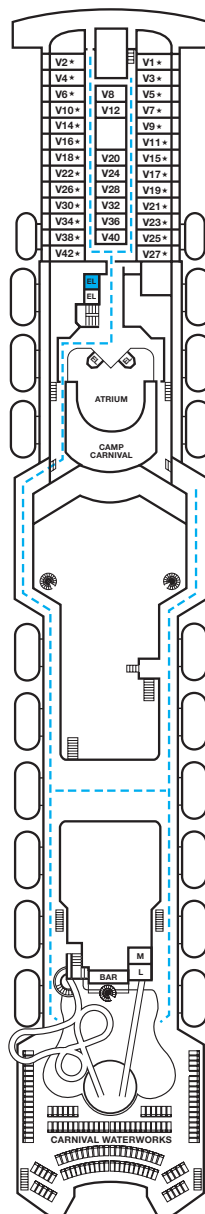
Even-numbered Interior staterooms exit port side (left); odd-numbered Interior staterooms exit starboard (right).



Promenade • Deck 9



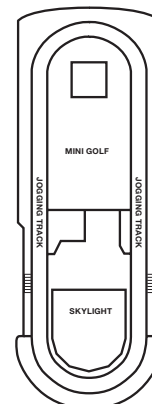
Lido • Deck 10



Verandah • Deck 11




Sports • Deck 12




Sun • Deck 14

Deck Plans


Deck plans and accessible features may vary slightly by ship. Please contact Guest Access Services for specific ship accessibility features. You may also visit carnival.com/GuestAccessServices for additional information.



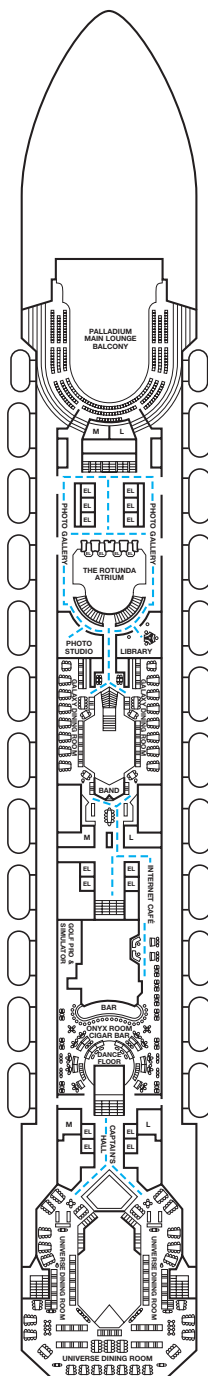
Riviera • Deck 1



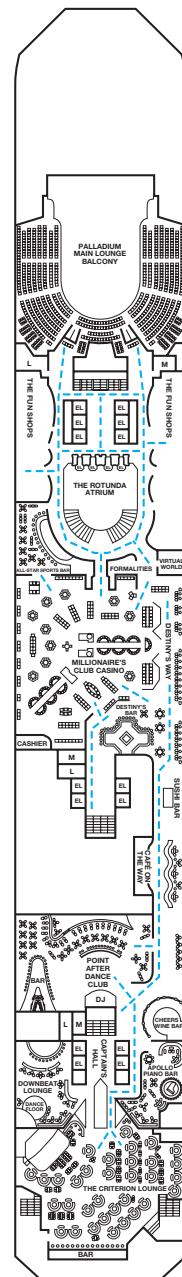
Main • Deck 2



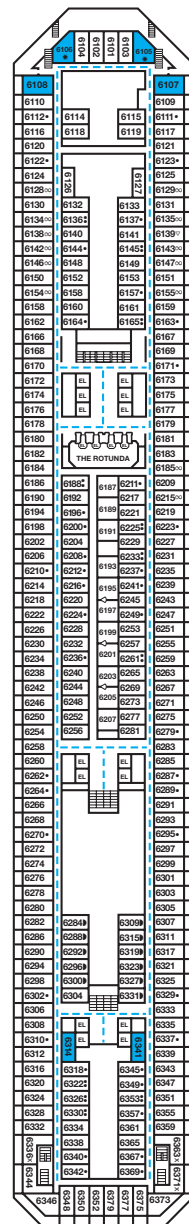
Lobby • Deck 3




Atlantic • Deck 4




Promenade • Deck 5




Upper • Deck 6



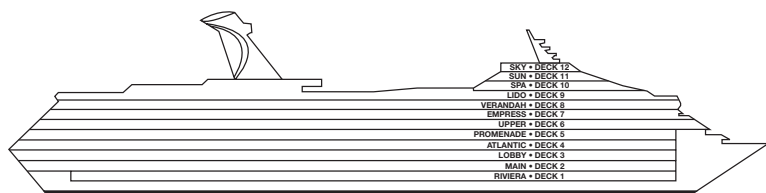
Interior Stateroom



Ocean View Stateroom



Balcony Stateroom



Gross Tonnage: 101,353 Length: 893 Feet Beam: 116 Feet Cruising Speed: 21 Knots
Guest Capacity: 2,642 (Double Occupancy) Total Staff: 1,050 Registry: The Bahamas

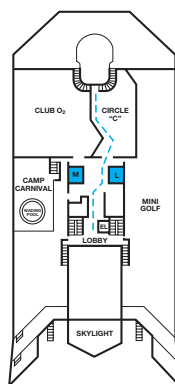
Accommodation Symbol Legend

- ▲ Twin Bed and Single Convertible Sofa
- x Queen-Size Bed
- ★ 2 Twin Beds (convert to King) and Single Convertible Sofa
- ▽ Queen Bed and 1 Upper
- 2 Twin Beds (convert to King) and 1 Upper
- : 2 Twin Beds (convert to King) and 2 Uppers
- 2 Twin Beds (convert to King), Single Convertible Sofa and Upper
- † 2 Twin Beds (convert to King) and Double Convertible Sofa
- ∞ Queen-Size Bed, Single Convertible Sofa and Upper
- ◆ Stateroom with 2 Porthole Windows
- ◁ Connecting Staterooms (*ideal for families and groups of friends*)
- ✱ Twin beds do not convert to a king-size bed
- Accessible Routes
- Modified Staterooms, Restrooms, Elevators and other Accessible Areas
- Night Owl Staterooms, located directly over the dance club, are ideal for guests who like to party late into the night and who won't mind the music. Substantial savings offered.

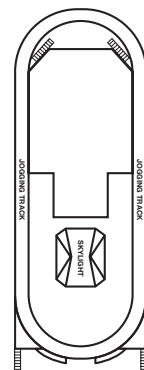
Even-numbered interior staterooms exit port side (left); odd-numbered interior staterooms exit starboard (right).

Deck Plans

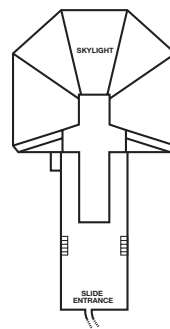
Deck plans and accessible features may vary slightly by ship. Please contact Guest Access Services for specific ship accessibility features. You may also visit carnival.com/GuestAccessServices for additional information.



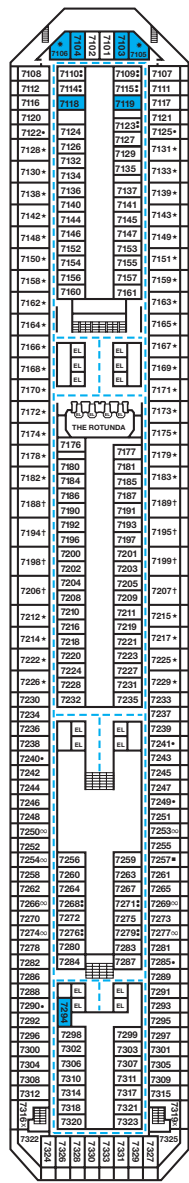
Forward
Sun • Deck 11



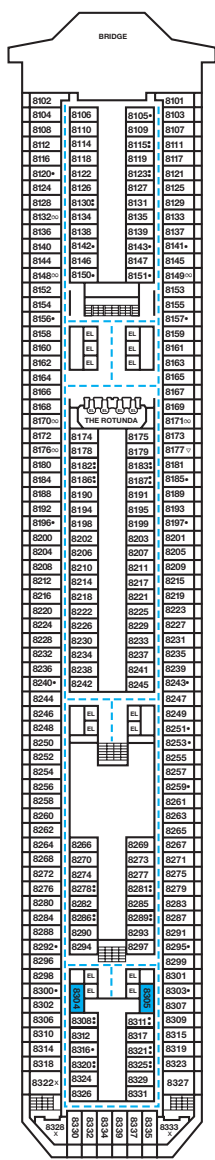
Aft Sun • Deck 11



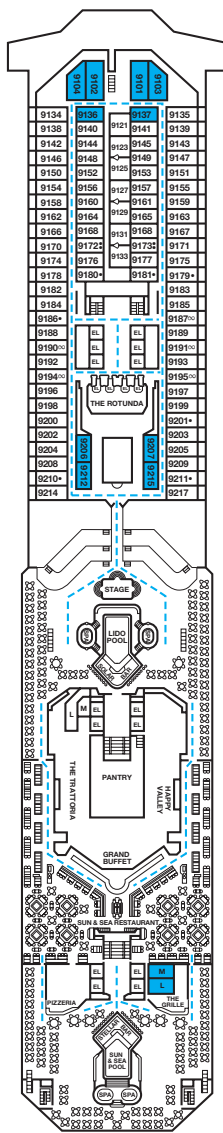
Sky • Deck 12



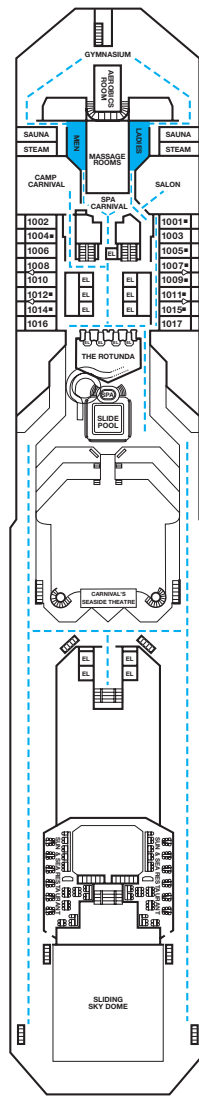
Empress • Deck 7



Verandah • Deck 8




Lido • Deck 9

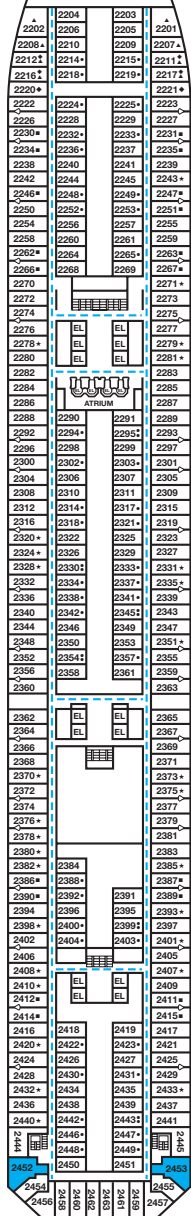


Spa • Deck 10

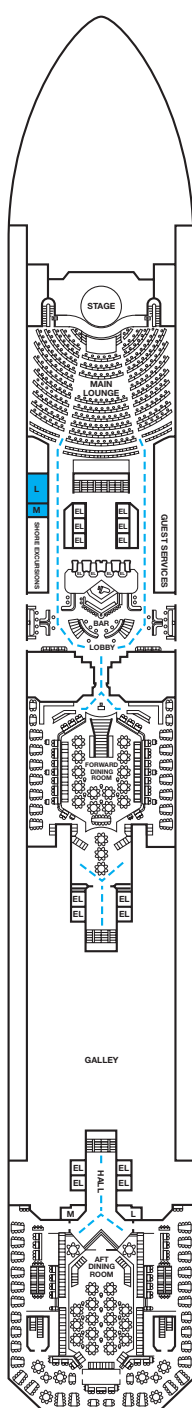
CARNIVAL TRIUMPH®, CARNIVAL VICTORY®



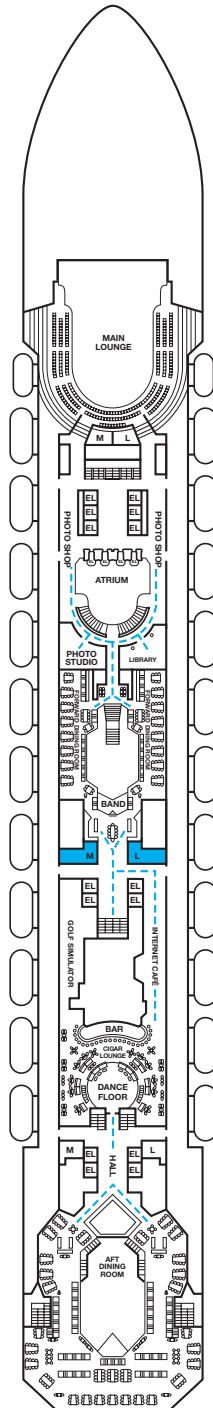
Riviera • Deck 1



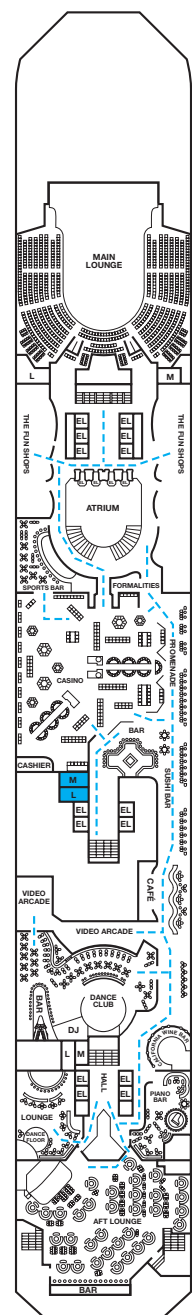
Main • Deck 2



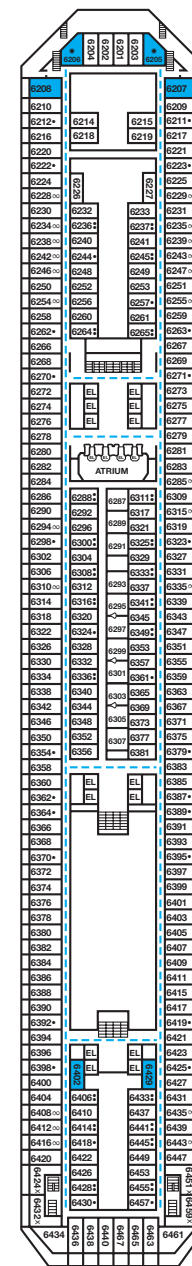
Lobby • Deck 3




Atlantic • Deck 4




Promenade • Deck 5




Upper • Deck 6



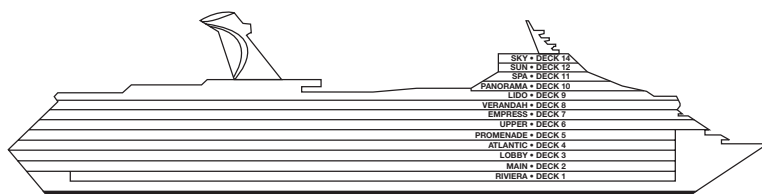
Interior Stateroom



Ocean View Stateroom



Balcony Stateroom



Gross Tonnage: 101,509 Length: 893 Feet Beam: 116 Feet Cruising Speed: 21 Knots
Guest Capacity: 2,758 (Double Occupancy) Total Staff: 1,100 Registry: The Bahamas and Panama

Accommodation Symbol Legend

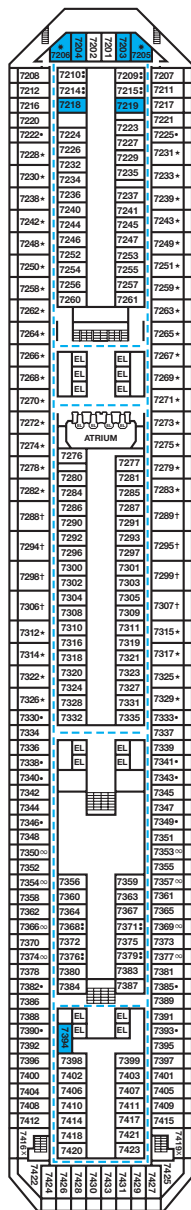
- ▲ Twin Bed and Single Convertible Sofa
- x Queen-Size Bed
- ★ 2 Twin Beds (convert to King) and Single Convertible Sofa
- 2 Twin Beds (convert to King) and 1 Upper
- 2 Twin Beds (convert to King) and 2 Uppers
- 2 Twin Beds (convert to King), Single Convertible Sofa and Upper
- † 2 Twin Beds (convert to King) and Double Convertible Sofa
- ∞ Queen-Size Bed, Single Convertible Sofa and Upper
- ◆ Stateroom with 2 Porthole Windows
- < Connecting Staterooms (*ideal for families and groups of friends*)
- * Twin beds do not convert to a king-size bed
- Accessible Routes
- Modified Staterooms, Restrooms, Elevators and other Accessible Areas

Suites with standard-size balconies: LIDO DECK: 9205, 9206.

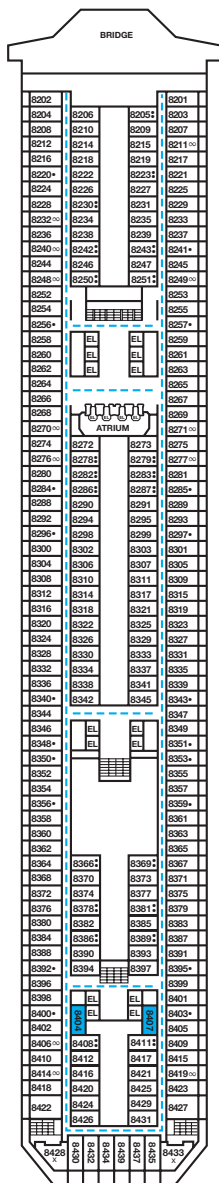
Even-numbered Interior staterooms exit port side (left);
odd-numbered Interior staterooms exit starboard (right).

Deck Plans

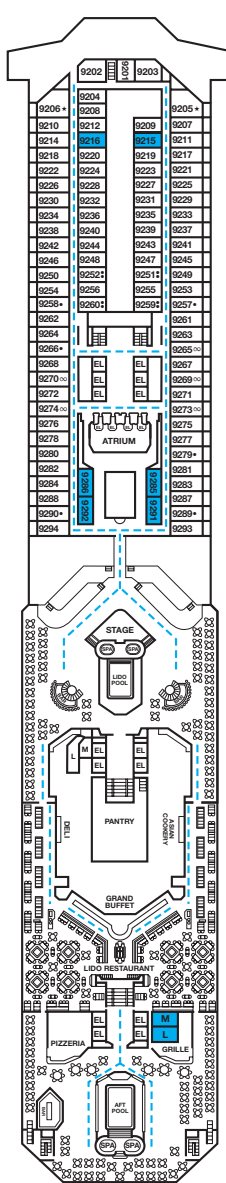
Deck plans and accessible features may vary slightly by ship. Please contact Guest Access Services for specific ship accessibility features. You may also visit carnival.com/GuestAccessServices for additional information.



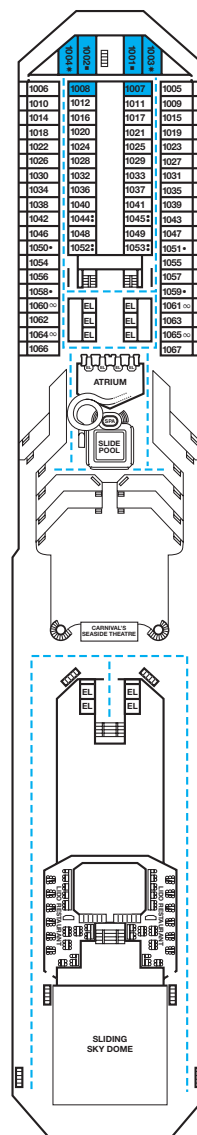
Empress • Deck 7



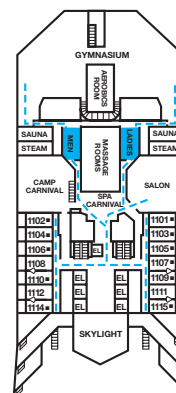
Verandah • Deck 8



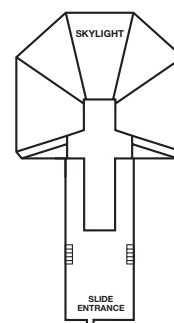
Lido • Deck 9



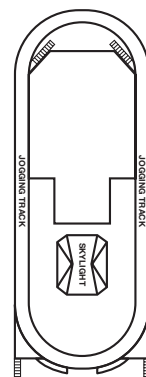
Panorama • Deck 10



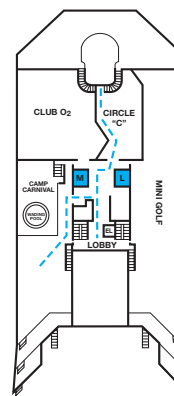
Forward
Spa • Deck 11



Sky • Deck 14

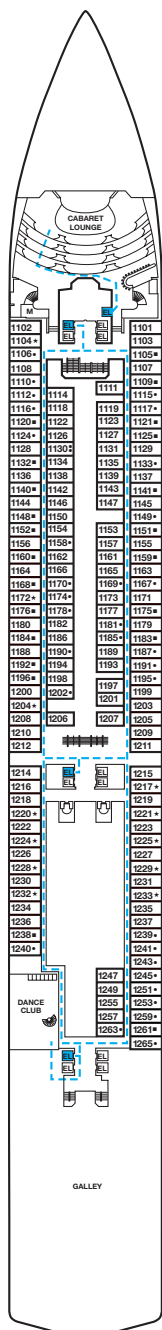


Aft Spa • Deck 11

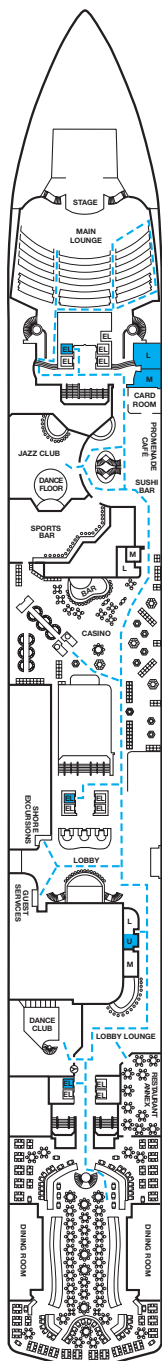


Sun • Deck 12

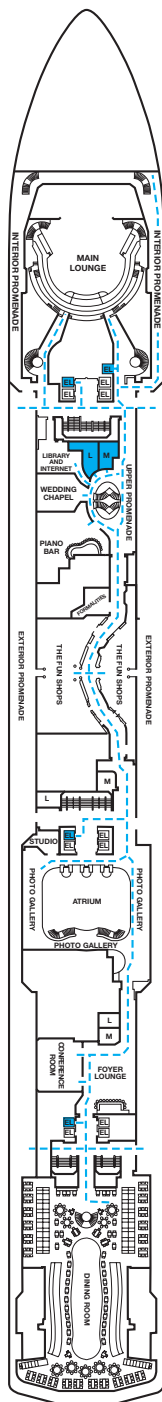
CARNIVAL SPIRIT®, CARNIVAL PRIDE®, CARNIVAL LEGEND®, CARNIVAL MIRACLE®



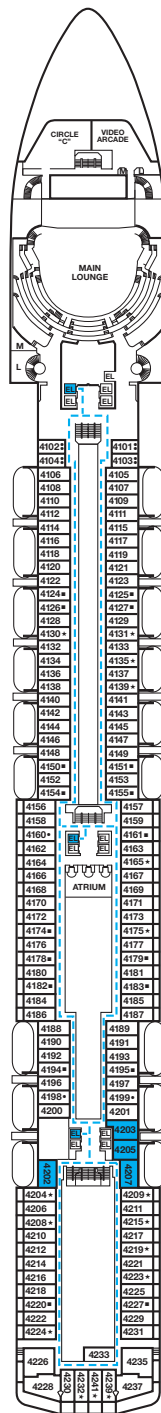
Riviera • Deck 1



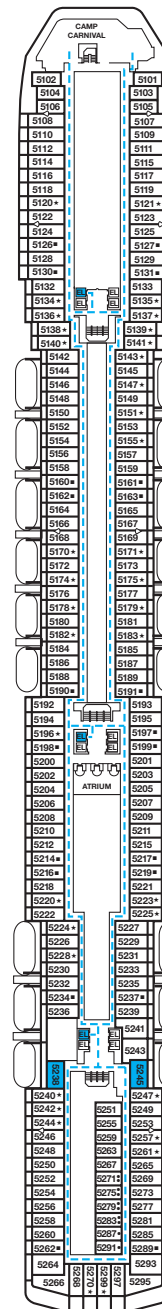
Promenade • Deck 2



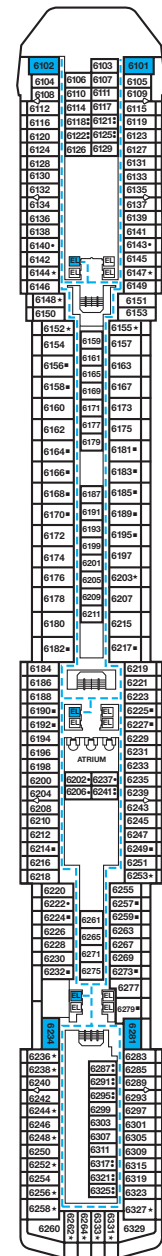
Atlantic • Deck 3




Main • Deck 4



Upper • Deck 5



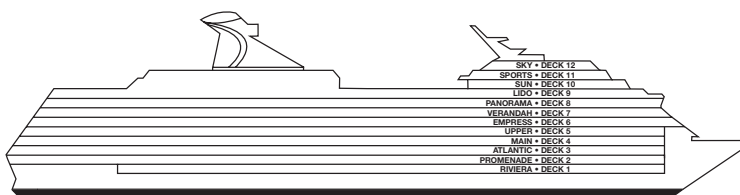
Empress • Deck 6



Interior Stateroom



Balcony Stateroom



Gross Tonnage: 88,500 Length: 963 Feet Beam: 106 Feet Cruising Speed: 22 Knots
Guest Capacity: 2,124 (Double Occupancy) Total Staff: 920 Registry: Panama

Accommodation Symbol Legend

- ★ 2 Twin Beds (convert to King) and Single Convertible Sofa
- 2 Twin Beds (convert to King) and 1 Upper
- 2 Twin Beds (convert to King) and 2 Uppers
- 2 Twin Beds (convert to King), Single Convertible Sofa and Upper
- ◁ Connecting Staterooms (*ideal for families and groups of friends*)
- Accessible Routes
- Modified Staterooms, Restrooms, Elevators and other Accessible Areas

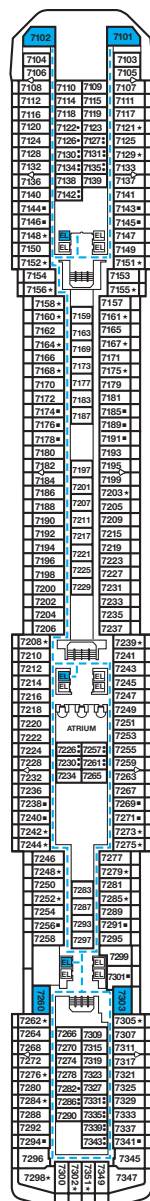
Balcony staterooms with obstructed views: UPPER DECK: 5241 through and including 5191; 5224 through and including 5239; 5245.

Suites with standard-size balconies: MAIN DECK: 4226, 4235.

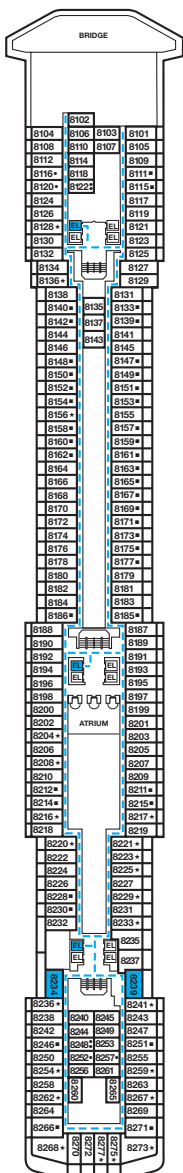
Even-numbered Interior staterooms exit port side (left); odd-numbered Interior staterooms exit starboard (right).

Deck Plans

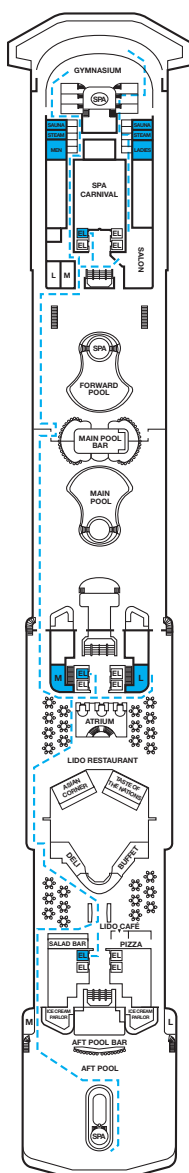
Deck plans and accessible features may vary slightly by ship. Please contact Guest Access Services for specific ship accessibility features. You may also visit carnival.com/GuestAccessServices for additional information.



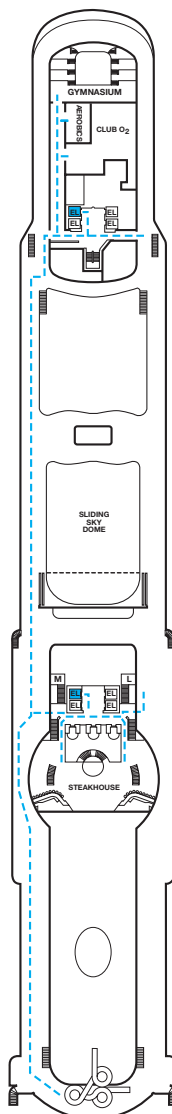
Verandah • Deck 7



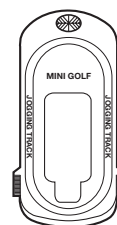
Panorama • Deck 8



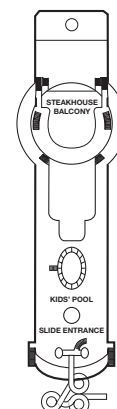
Lido • Deck 9



Sun • Deck 10



Forward Sports • Deck 11




Aft Sports • Deck 11




Sky • Deck 12

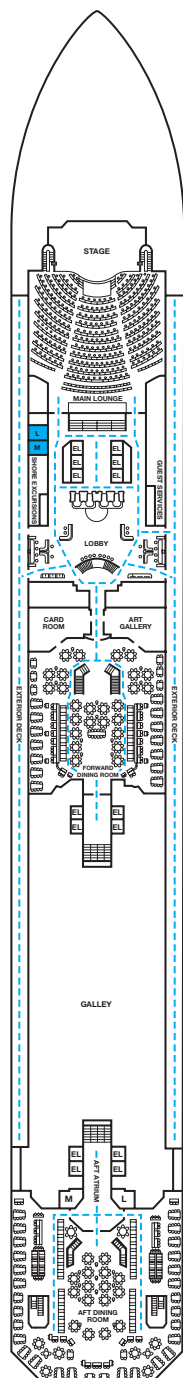
CARNIVAL CONQUEST®, CARNIVAL GLORY®, CARNIVAL VALOR®, CARNIVAL LIBERTY®, CARNIVAL FREEDOM®



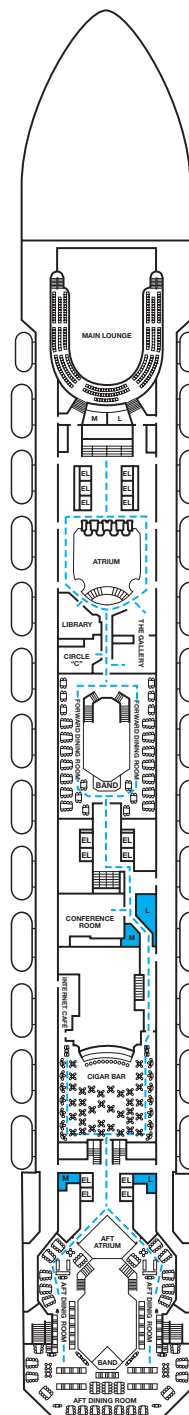
Riviera • Deck 1



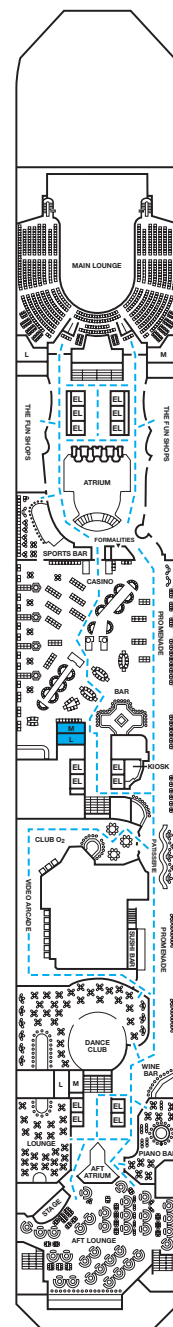
Main • Deck 2



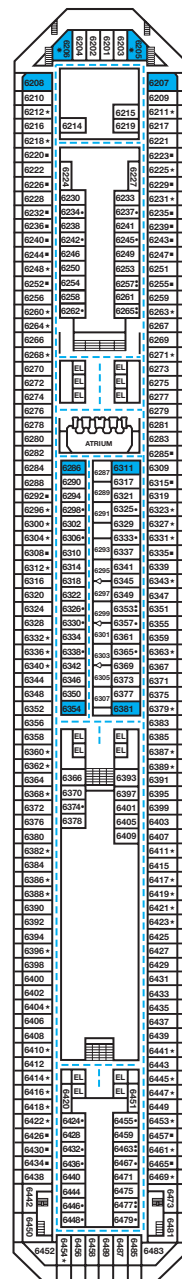
Lobby • Deck 3



Atlantic • Deck 4




Promenade • Deck 5



Upper • Deck 6



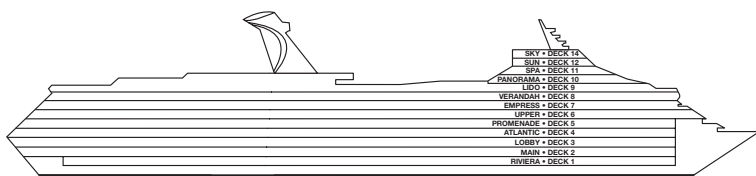
Interior Stateroom



Ocean View Stateroom



Balcony Stateroom



Gross Tonnage: 110,000 Length: 952 Feet Beam: 116 Feet Cruising Speed: 21 Knots
Guest Capacity: 2,978 (Double Occupancy) Total Staff: 1,150 Registry: Panama

Accommodation Symbol Legend

- ▲ Twin Bed and Single Convertible Sofa
- ★ 2 Twin Beds (convert to King) and Single Convertible Sofa
- 2 Twin Beds (convert to King) and 1 Upper
- ⋮ 2 Twin Beds (convert to King) and 2 Uppers
- 2 Twin Beds (convert to King), Single Convertible Sofa and Upper
- † 2 Twin Beds (convert to King) and Double Convertible Sofa
- ▼ 2 Twin Beds (convert to King), Single Convertible Sofa and 2 Uppers
- ◆ Stateroom with 2 Porthole Windows
- ◊ Connecting Staterooms (*ideal for families and groups of friends*)
- ✱ Twin beds do not convert to a king-size bed
- Accessible Routes
- Modified Staterooms, Restrooms, Elevators and other Accessible Areas

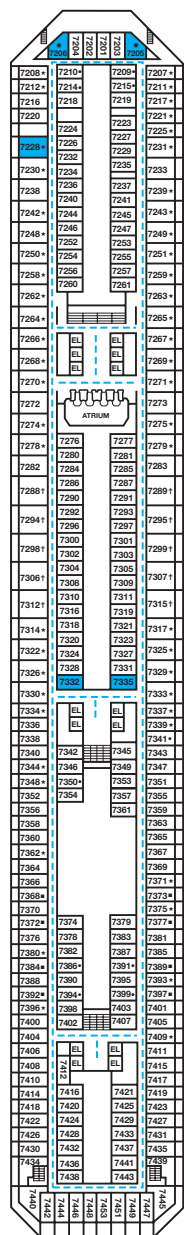
Stateroom 2465 not accessible on CARNIVAL CONQUEST and CARNIVAL GLORY. Staterooms 1101–1122 are Balcony staterooms on CARNIVAL CONQUEST and CARNIVAL VALOR. Stateroom 7228 has no roll-in shower (tub only) on CARNIVAL CONQUEST and CARNIVAL GLORY.

Suites with standard-size balconies except on CARNIVAL LIBERTY: LIDO DECK: 9205, 9206.

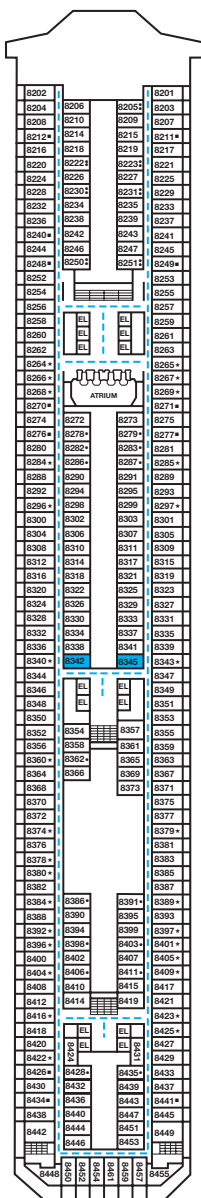
Even-numbered Interior staterooms exit port side (left); odd-numbered Interior staterooms exit starboard (right).

Deck Plans

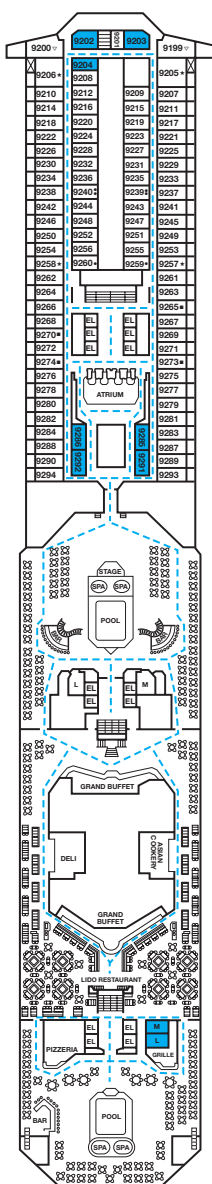
Deck plans and accessible features may vary slightly by ship. Please contact Guest Access Services for specific ship accessibility features. You may also visit carnival.com/GuestAccessServices for additional information.



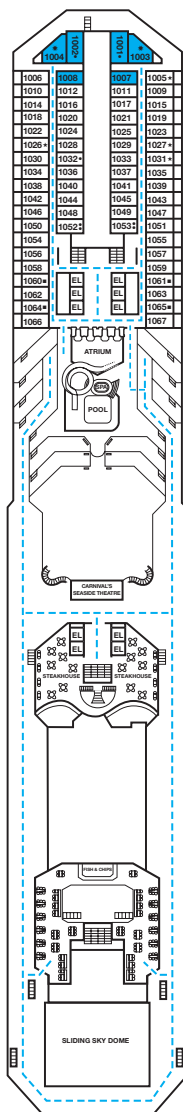
Empress • Deck 7



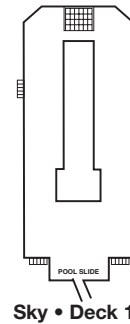
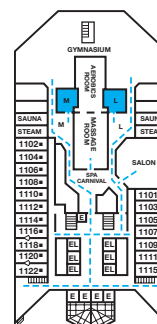
Verandah • Deck 8



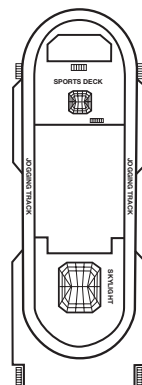
Lido • Deck 9



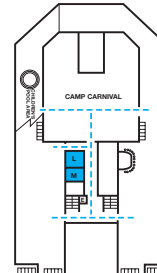
Panorama • Deck 10



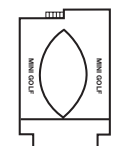
Forward Spa • Deck 11



Aft Spa • Deck 11



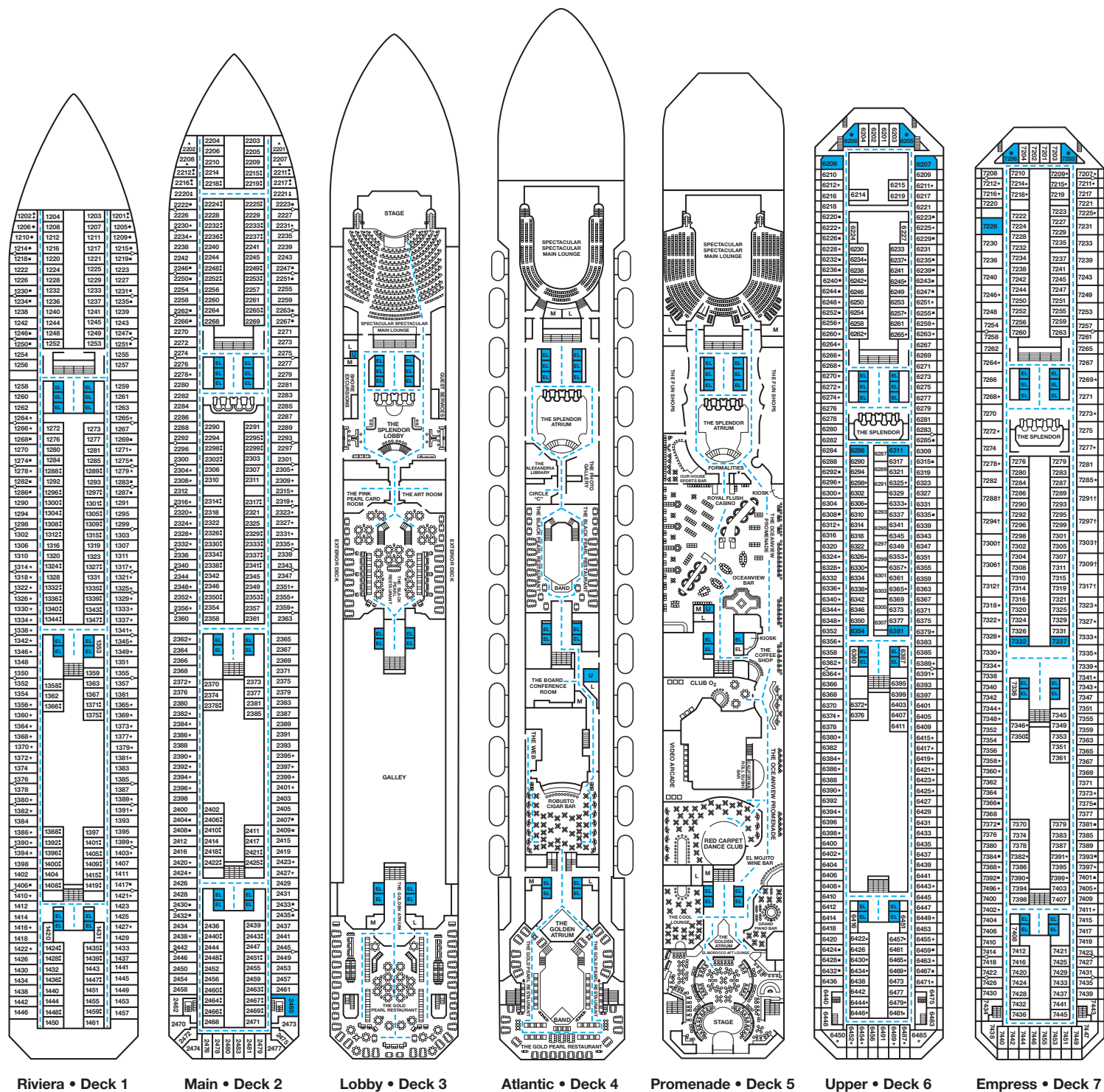
Forward Sun • Deck 12



Aft Sun • Deck 12



Suite



Riviera • Deck 1

Main • Deck 2


Lobby • Deck 3

Atlantic • Deck 4


Promenade • Deck 5

Upper • Deck 6

Empress • Deck 7



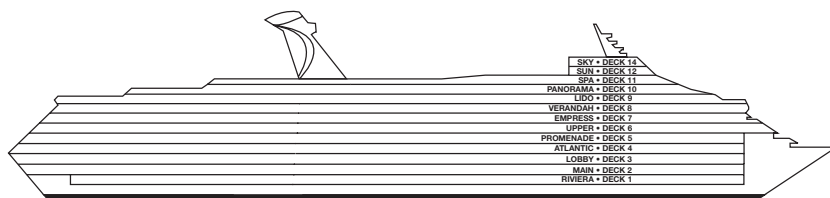
Interior Stateroom



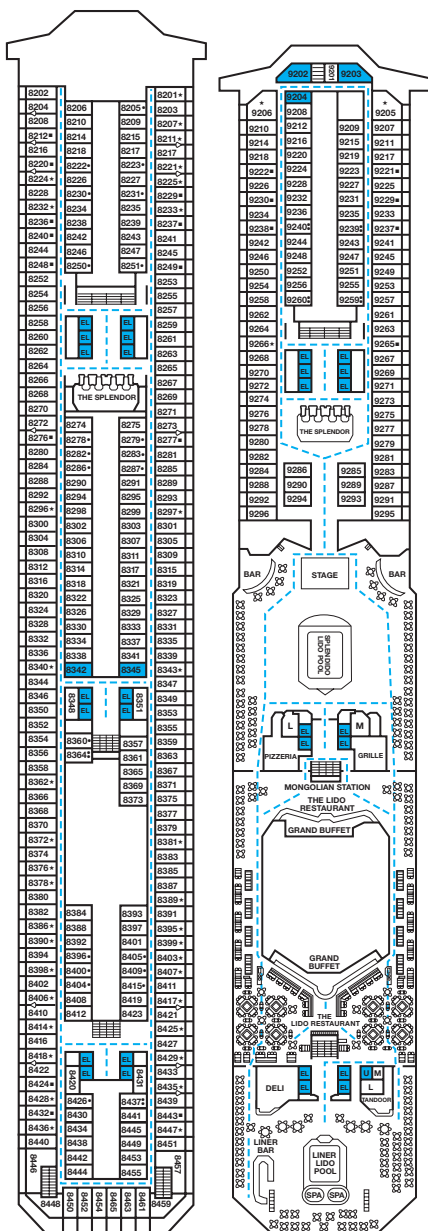
Ocean View Stateroom



Balcony Stateroom

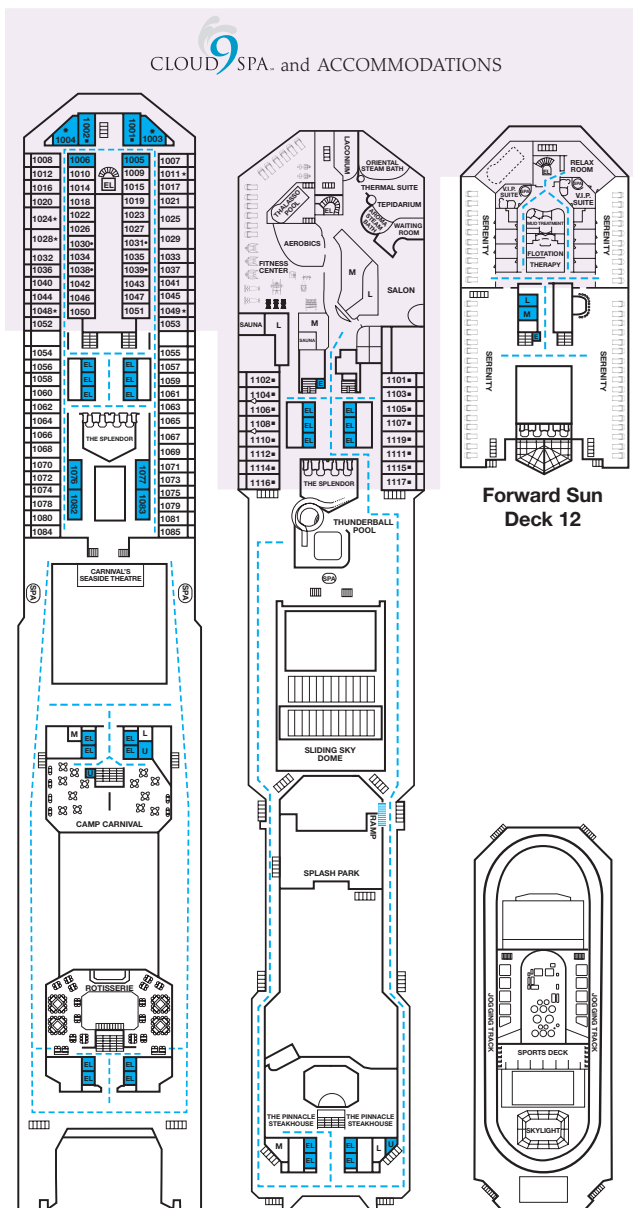


Gross Tonnage: 113,300 Length: 952 Feet Beam: 116 Feet Cruising Speed: 21 Knots
Guest Capacity: 3,006 (Double Occupancy) Total Staff: 1,150 Registry: Panama



Verandah • Deck 8

Lido • Deck 9



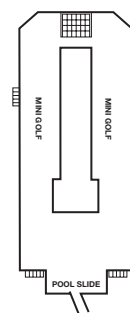
Panorama • Deck 10

Spa • Deck 11

Aft Sun • Deck 12

Deck Plans

Deck plans and accessible features may vary slightly by ship. Please contact Guest Access Services for specific ship accessibility features. You may also visit carnival.com/GuestAccessServices for additional information.



Sky • Deck 14

Accommodation Symbol Legend

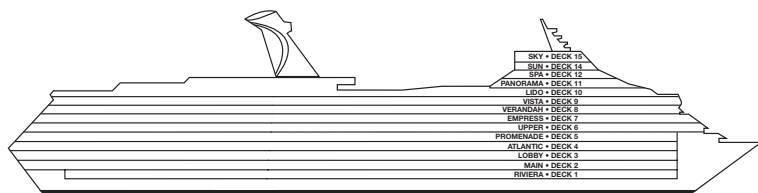
- ▲ Twin Bed and Single Convertible Sofa
- ★ 2 Twin Beds (convert to King) and Single Convertible Sofa
- 2 Twin Beds (convert to King) and 1 Upper
- 2 Twin Beds (convert to King) and 2 Uppers
- 2 Twin Beds (convert to King), Single Convertible Sofa and Upper
- † 2 Twin Beds (convert to King) and Double Convertible Sofa
- ◆ Stateroom with 2 Porthole Windows
- △ Connecting Staterooms (*ideal for families and groups of friends*)
- ✱ Twin beds do not convert to a king-size bed
- U Unisex Wheelchair Accessible Restroom
- Accessible Routes
- Modified Staterooms, Restrooms, Elevators and other Accessible Areas

Stateroom 7226 has whirlpool tub and shower.
Cloud 9 Spa Ocean View staterooms with obstructed views: PANORAMA DECK: 1001, 1002, 1003, 1004.
Suites with standard-size balconies: LIDO DECK: 9205, 9206.
Even-numbered Interior staterooms exit port side (left); odd-numbered Interior staterooms exit starboard (right).

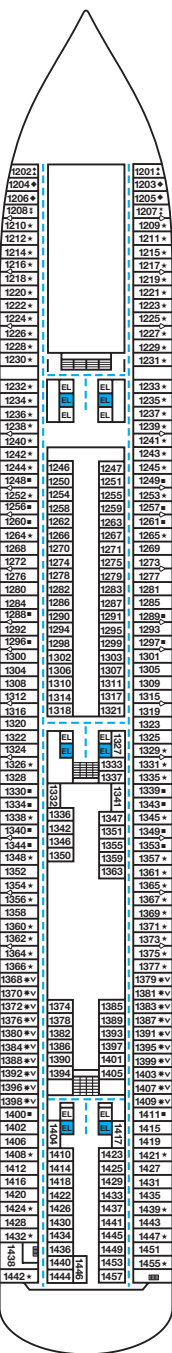
Spa accommodations include private access, special amenities and priority reservations at the Cloud 9 Spa.
Cloud 9 Spa accommodations are non-smoking.



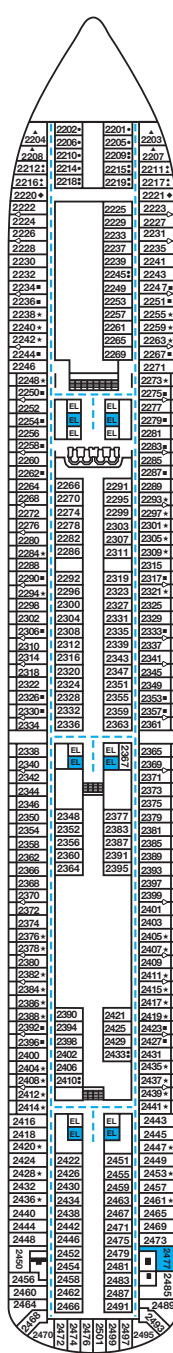
Suite



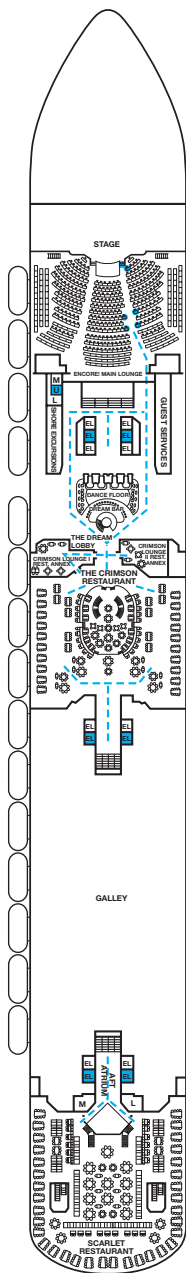
Gross Tonnage: 130,000 Length: 1,004 Feet Beam: 122 Feet Cruising Speed: 20 Knots
Guest Capacity: 3,646 (Double Occupancy) Total Staff: 1,367 Registry: Panama



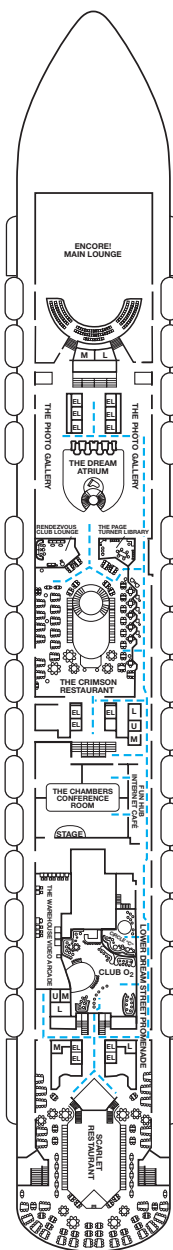
Riviera • Deck 1



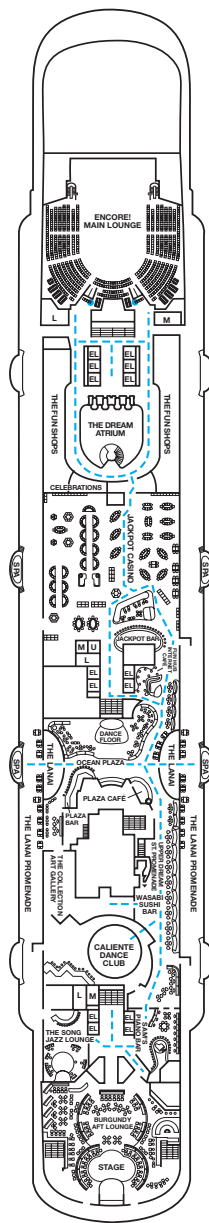
Main • Deck 2



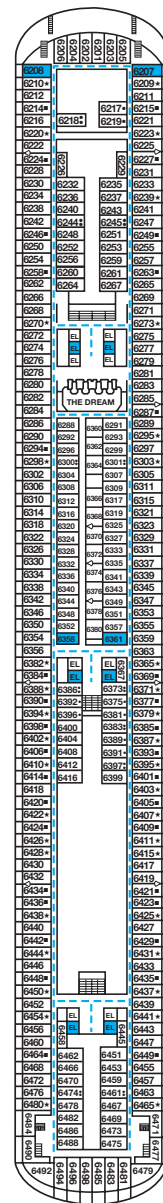
Lobby • Deck 3



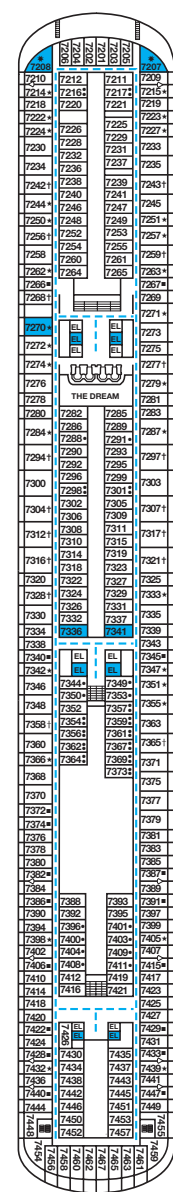
Atlantic • Deck 4




Promenade • Deck 5




Upper • Deck 6



Empress • Deck 7



Interior Stateroom



Ocean View Stateroom



Balcony Stateroom

Accommodation Symbol Legend

- ▲ Twin Bed and Single Convertible Sofa
- ★ 2 Twin Beds (convert to King) and Single Convertible Sofa
- 2 Twin Beds (convert to King) and 1 Upper
- ⋮ 2 Twin Beds (convert to King) and 2 Uppers
- 2 Twin Beds (convert to King), Single Convertible Sofa and Upper
- † 2 Twin Beds (convert to King) and Double Convertible Sofa
- ⋈ 2 Twin Beds (convert to King), Single Convertible Sofa and 2 Uppers
- ◆ Stateroom with 2 Porthole/Windows
- ◁ Connecting Staterooms (*ideal for families and groups of friends*)
- ✱ Twin beds do not convert to a king-size bed

- Accessible Routes
- Modified Staterooms, Restrooms, Elevators and other Accessible Areas

Deluxe Ocean View staterooms: For quint occupancy, twin beds do not convert to a king-size bed.

Cloud 9 Spa Ocean View staterooms with obstructed views: PANORAMA DECK: 11201, 11202, 11203, 11204.

Suites with standard-size balconies: VISTA DECK: 9205, 9206.

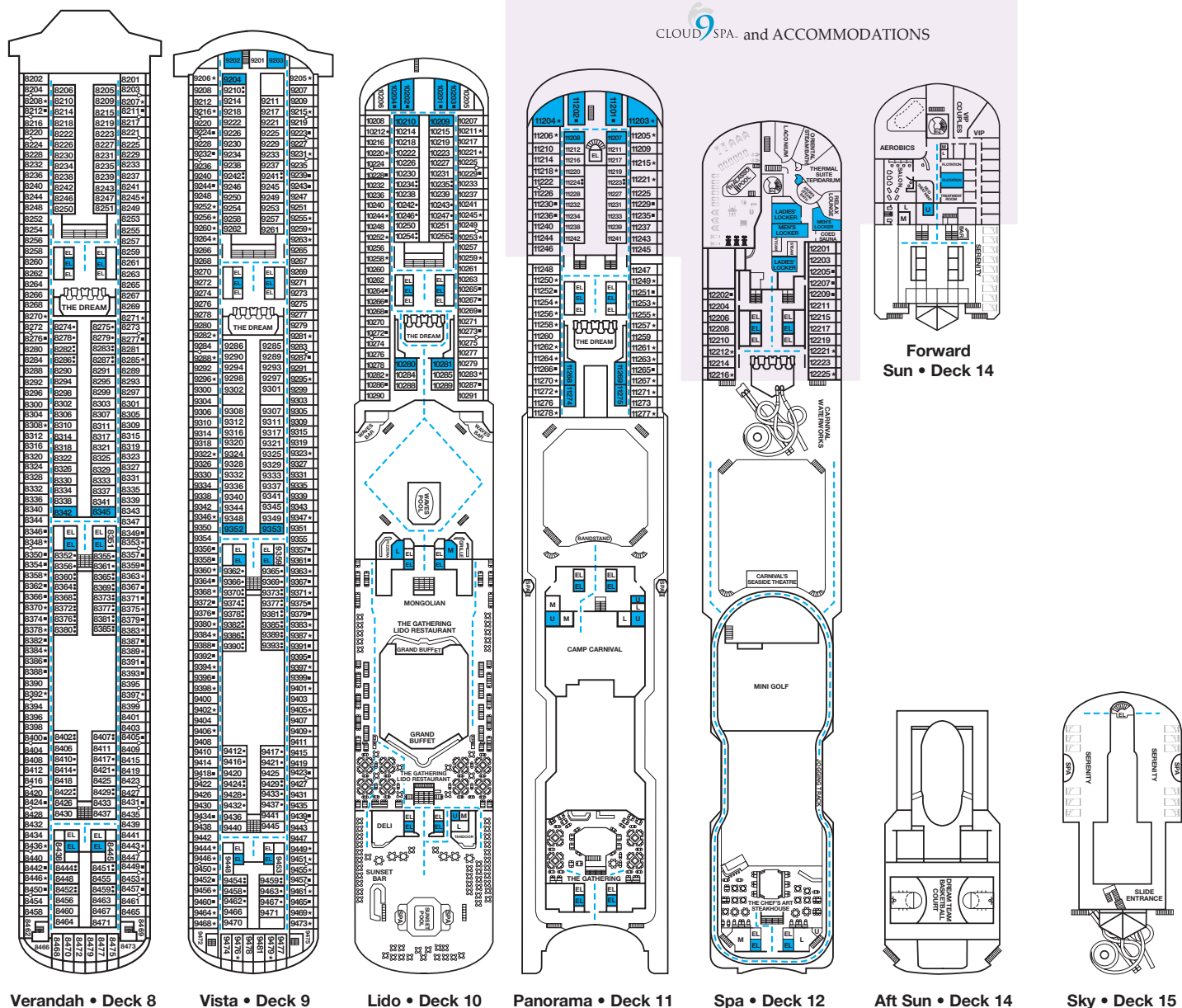
Even-numbered Interior staterooms exit port side (left); odd-numbered Interior staterooms exit starboard (right).

Spa accommodations include private access, special amenities and priority reservations at the Cloud 9 Spa.

Cloud 9 Spa accommodations are non-smoking.

Deck Plans

Deck plans and accessible features may vary slightly by ship. Please contact Guest Access Services for specific ship accessibility features. You may also visit carnival.com/GuestAccessServices for additional information.



Suite



Carnival Cruise Lines, Carnival Place
3655 NW 87 Avenue, Miami, Florida 33178-2428

© 2009 Carnival Cruise Lines. All rights reserved.
Ships' Registry: The Bahamas and Panama.